



Rosebud freestanding tub

Approximate cast weight: 287 lbs (85 kg)

Water consumption: 32 gallons (120 litres)

Key features include:

Solid one-piece construction with integral overflow


Pre-sloped to drain

Mold and mildew resistant

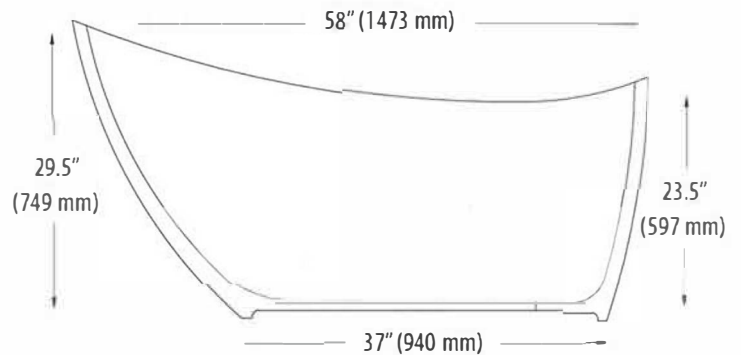
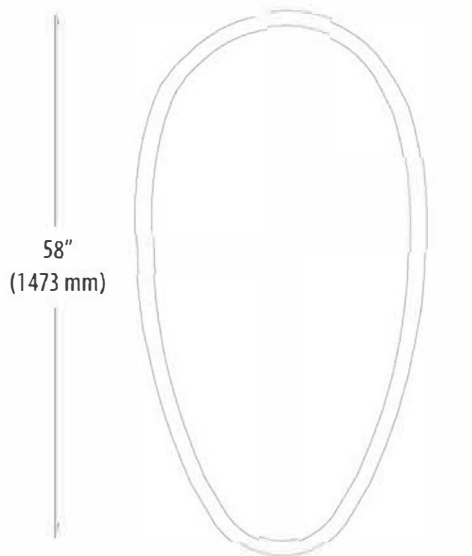
Bacteria resistant

Non-porous

Stain resistant and easy to clean



Water consumption



Overflow details

