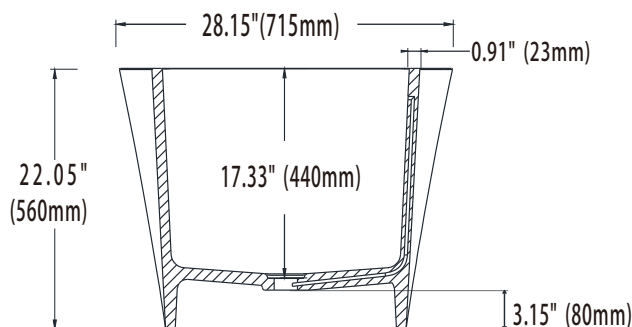
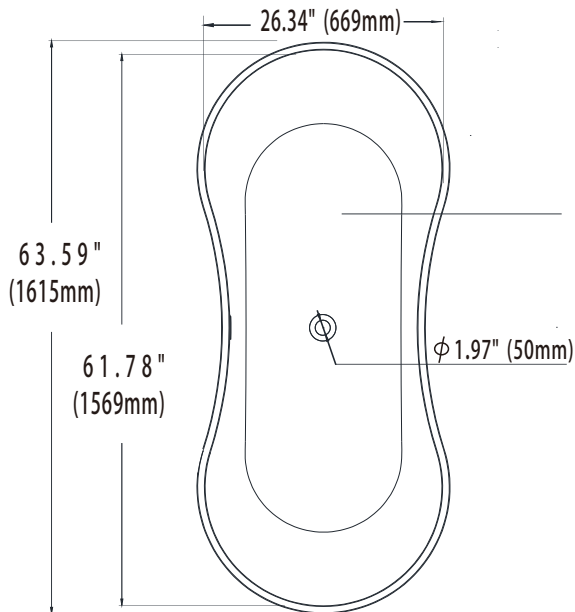


Water consumption



## Model: CAPRI-1630

Approximate cast weight: 297 lbs (134kg)

Water consumption: 24 gallons (90 litres)

Key features include:

Solid one-piece construction with integral overflow

Pre-sloped to drain

Mold and mildew resistant

Bacteria resistant

Non-porous

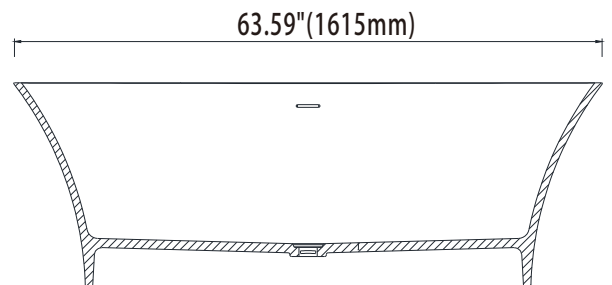
Stain resistant and easy to clean



Uniform Plumbing Code (UPC ®)

National Plumbing Code of Canada

International Plumbing Code (IPC ®)



### Overflow Details

