



Tyrrell & Laing
INTERNATIONAL INC.



Model: ATHENA-1600

Approximate cast weight: 333 lbs (150kg)

Water consumption: 38gallons (145 litres)

Key features include:

Solid one-piece construction with integral overflow

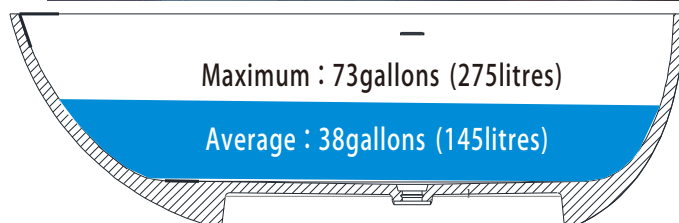
Pre-sloped to drain

Mold and mildew resistant

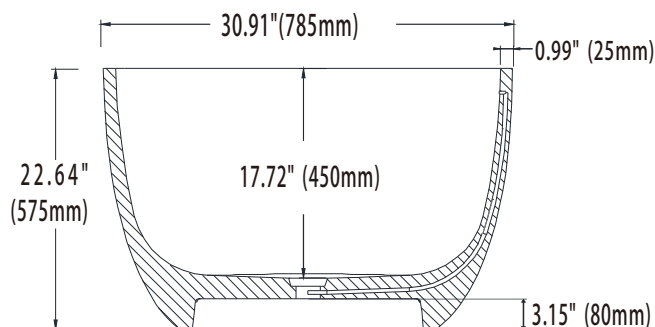
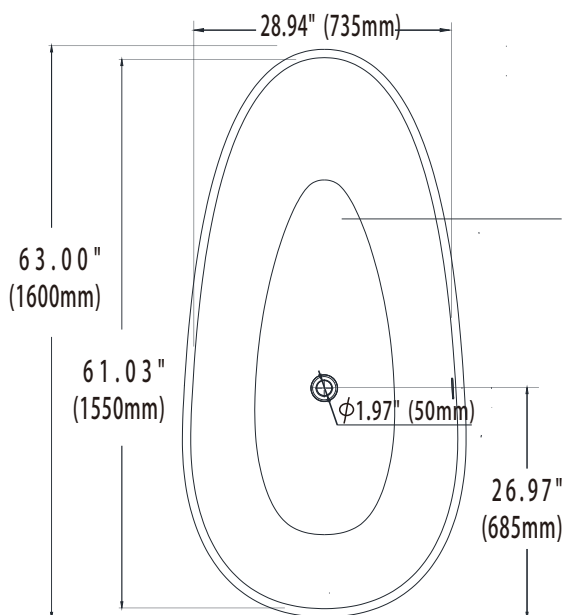
Bacteria resistant

Non-porous

Stain resistant and easy to clean



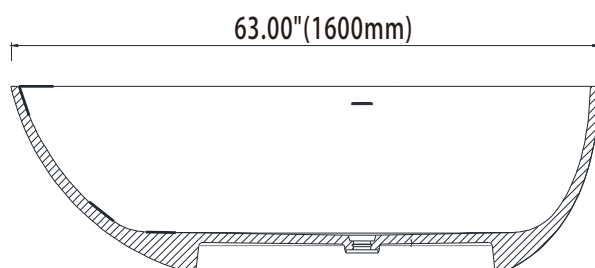
Water consumption



Uniform Plumbing Code (UPC®)

National Plumbing Code of Canada

International Plumbing Code (IPC®)



Overflow Details

